

Summary of engagement feedback on the One Coventry Plan February 2023



Contents Page

Description	Page
1) Background	3
2) Survey Overview	4
3) Respondent Profile	5
4) Location of Respondent	6
5) Priorities (how respondents ranked our priorities)	7
6) Common themes identified for each priority	8-12
7) Residents and Partner Workshops	13
8) Informal Engagement	14
9) Next Steps	15

1) Background

Extensive engagement was conducted to enable as many people as possible to share views about Coventry and how we deliver our priorities for the future together. A variety of methods were used to engage as many people as possible.

This report provides a high-level summary of the feedback received.

A summary of engagement activity is shown below:



2) Survey Overview

In total, 845 surveys were completed. This included:

- 795 surveys via Let's Talk Coventry
- 20 short surveys (condensed version of Let's Talk survey)
- 30 surveys completed at Migration Team events

The surveys posed similar questions but each survey type included questions phrased slightly differently depending on the audience. Where available, a summary of the respondent data collected across the surveys is included within this report.

All survey questions were optional, response numbers differ for each question depending on how many respondents chose to skip questions.

The main survey was hosted on Let's Talk Coventry (engagement platform), as well as hard copies being available at Family Hubs and libraries across the city, to capture views on the draft One Coventry Plan and its priorities. The survey was widely promoted via the Council's social media, contact lists and newsletters. A phone number was provided to enable people to request the survey in different formats.

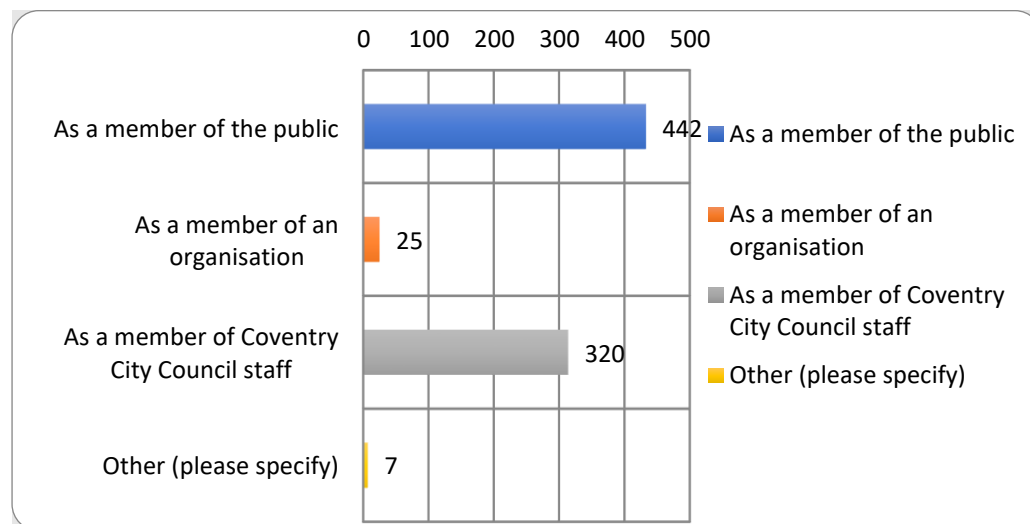
The main survey (available via Let's Talk Coventry) was open from 28th February 2022 for employees and from 13th June 2022 for wider external engagement. The engagement period ended on 30th September 2022.

All paper copy survey responses received were inputted manually onto Let's Talk Coventry.

3) Respondent Profile

The graph below is made up of the findings from the Let's Talk Survey and the short survey. The migration survey did not ask these questions.

Over half of the responses (56%) were received from local residents, followed by 40% from Council employees. A further 3% of responses were received from representatives of local organisations.



16 people did not answer this question (not shown in graph).

A small number of respondents (1%) selected 'Other' and some of the ways they chose to identify themselves include:

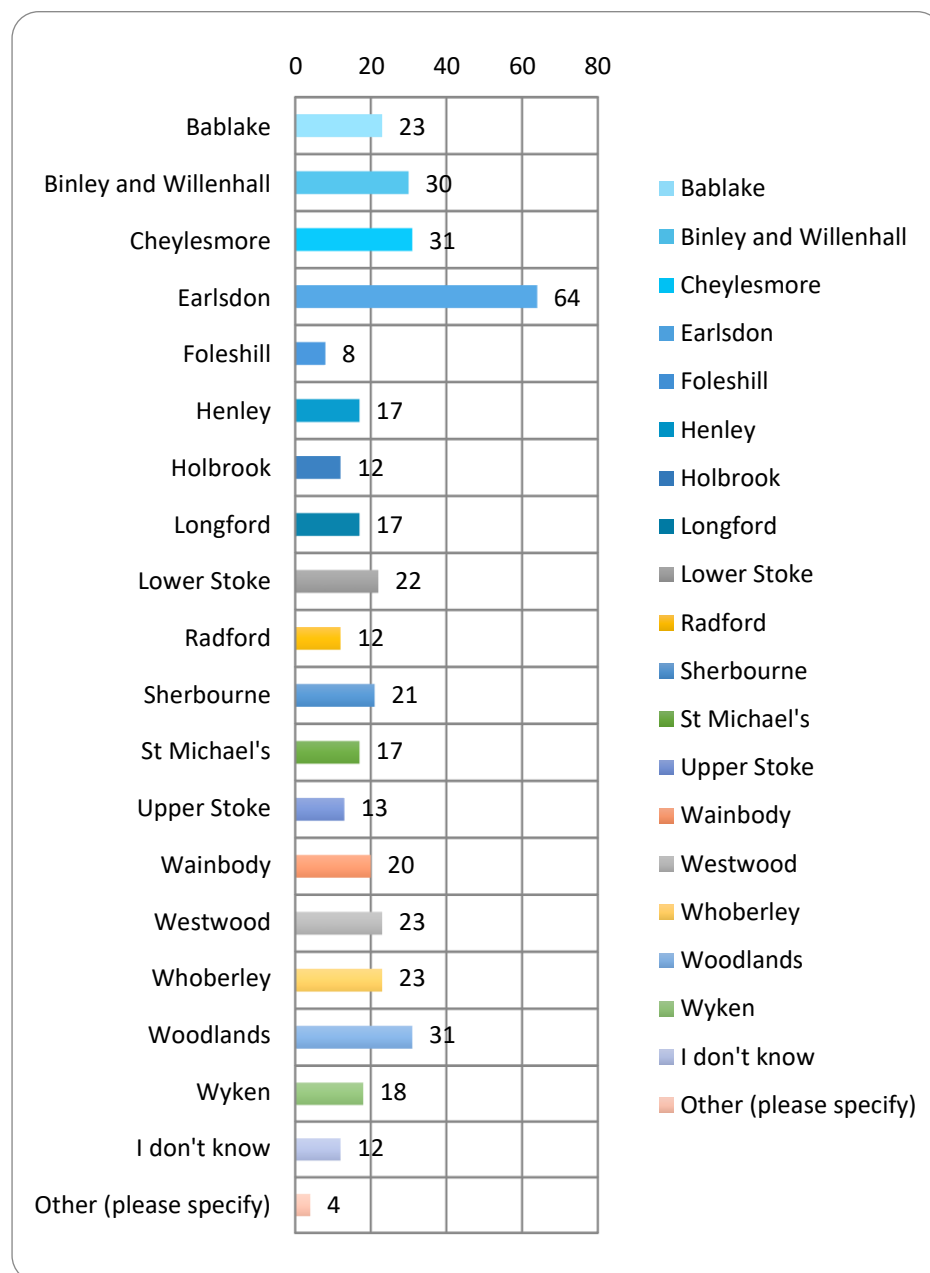
- A member of the public and as a member of staff
- A long serving community pharmacist
- A business owner in Coventry
- A resident and parkrun ambassador for the local area

4) Location of respondent

The graph below is made up of the findings from the Let's Talk Survey and the short survey. The migration survey did not ask these questions.

Respondents were asked to state which Ward they lived in if they were responding as a local resident. This question was added after the survey had opened therefore the number of respondents answering this question is lower than the number of responses received.

This question was added to help identify our engagement reach across the city.



Other responses included "living outside of the city but working in Coventry" and a comment that "this should be anonymous for anyone not wanting to specify details".

5) Priorities (how respondents ranked our priorities)

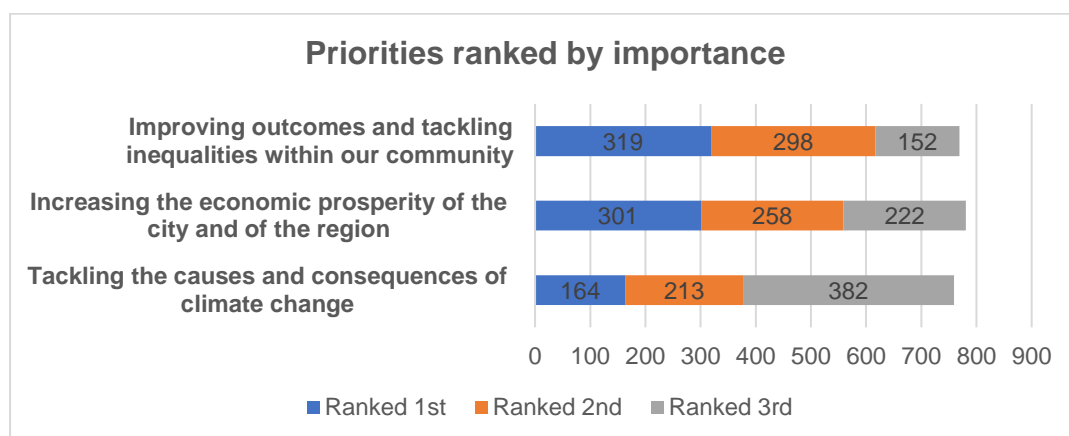
This section provides an overview of responses to questions asked only in the Let's Talk Coventry survey. The short survey and the migrant survey did not ask this question.

Respondents were asked to rank our three priorities in order of importance to them.

Improving outcomes and tackling inequalities within our communities' priority received the highest number of first place rankings and also second placed rankings, making it the priority viewed as the most important for the majority of respondents.

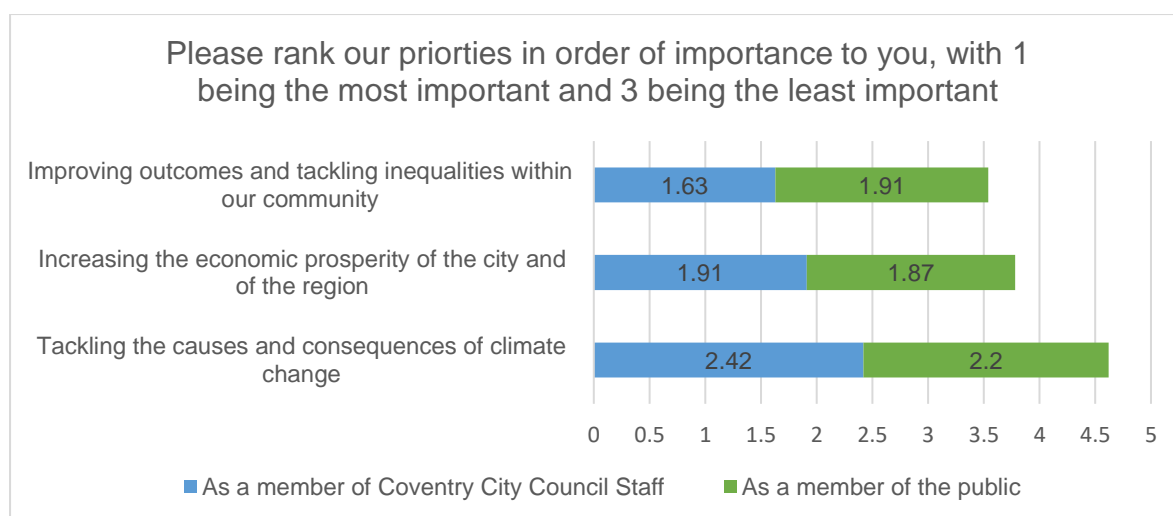
Increasing the economic prosperity of the city and of the region priority received second placed ranking overall, with tackling the causes and consequences of climate change priority being the third placed priority.

Numbers of responses differ because some respondents did not rank all three of the priorities.



If we compare the responses from residents with those from employees there is a different order of priority with residents viewing the increasing the economic prosperity of the city and of the region priority as the most important priority.

The lower the number the most important the priority is felt to be.



6) Common themes identified for each priority

This section includes a summary of the common themes, primarily informed by all surveys but also supported by all other engagement feedback, for each of the five priorities.

Priority: Improving the economic prosperity of the city and region

One Coventry Plan Engagement

Increasing the economic prosperity of the city and region



The things you said are most important

 <p>Transport and road infrastructure</p>	 <p>Communication, engagement and collaboration</p>	 <p>Jobs and employment</p>	 <p>Business investment and planning</p>
 <p>Cultural activities</p>	 <p>Affordable business rates and rents</p>	 <p>Housing and homelessness</p>	 <p>Support our most vulnerable</p>
 <p>Coventry City Council</p>	 <p>Environment</p>	 <p>City Centre</p>	

Priority: Improving Outcomes and Tackling Inequalities within our Communities

One Coventry Plan Engagement

Improving outcomes and tackling inequalities within our communities



The things you said are most important

 <p>Communication, engagement and collaboration</p>	 <p>Education training and youth provision</p>	 <p>Access to services and support</p>	 <p>Housing and homelessness</p>
 <p>Environment</p>	 <p>Jobs and employment</p>	 <p>Inclusion and diversity</p>	 <p>Health</p>
 <p>Reducing inequalities in our communities</p>		 <p>Crime and safety</p>	



One Coventry Plan Engagement

Tackling the causes and consequences of climate change



The things you said are most important

 <p>Collaboration and partnerships</p>	 <p>Education training and youth provision</p>	 <p>More nature and greenery</p>	 <p>Greener workplace</p>
 <p>Incentives for green behaviours</p>	 <p>Energy-efficient buildings</p>	 <p>Transport and commuting</p>	 <p>Improving infrastructure</p>
	 <p>Investing in renewable energy</p>	 <p>Recycling and litter</p>	



One Coventry Plan Engagement

Continued financial sustainability of the Council




The things you said are most important

 <p>Innovation and investment in the city</p>	 <p>Digital and innovation</p>	 <p>Promote the city more</p>	 <p>Communication, engagement and collaboration</p>
 <p>Business support and regeneration</p>	 <p>Thinking long term while acting now</p>	 <p>Efficient workforce</p>	 <p>Best use of buildings</p>
 <p>Use money well</p>			










One Coventry Plan Engagement

Council's role as a partner, enabler and leader



The things you said are most important

- 
Communication, engagement and collaboration
- 
The right support for communities
- 
Wider investment in the city
- 
Lead by example
- 
Better use of data
- 
Accessible information
- 
Inequalities



7) Residents and Partner Workshops

Workshops were hosted and both residents and partners were encouraged to attend. Workshops were available both online and face to face, with sessions during the day and in the evening. The workshops were widely promoted through social media and through existing partner networks.

This summary includes feedback from:

- 6 residents & partner workshops
- Youth Council workshop
- Parish Council workshop

All of the feedback from the workshops was considered and this identified common themes, as shown below:



8) Informal engagement

Informal engagement was conducted in communities, at events and in the City Centre. To remove barriers and encourage as many people as possible to engage with us we posed a simple question “What would the Coventry of 2030 look and feel like to you?”

Over 740 people shared their views as part of this engagement activity.

All of the feedback from informal engagement was considered and this identified common themes, as shown below:



9) Next Steps

All engagement feedback has been reviewed and is being shared across Council services and with partners. This will inform service delivery now and strategic planning for the future. The feedback has informed development of the One Coventry Plan and plays a vital role in defining how we deliver our priorities going forward.

More detailed feedback reports from One Coventry Plan engagement are available on our website – www.coventry.gov.uk/OCPFeedbackReports

To find out more about how we are responding to your views, see the Cabinet Report for the One Coventry Plan 2022-2030.

Further updates on how we continue to respond to what you have said is important to you and how we are delivering our priorities will be shared on Let's Talk Coventry and the Council's website.

